

Programmable Logic Controllers

Micro-EH Series

PLC series MICRO-EH. Maximum power, compact format.

HITACHI
Inspire the Next



- 10 to 176 I/O
- Analog data processing
- 0.9 μ s / binary instruction
- Expandable
- IEC 61131-3 programming
- PWM and pulse train outputs
- Interrupt inputs
- 32 bit-RISC-processor
- High-speed counter inputs
- Real-time clock

Programmable Logic Controllers

Micro-EH Series

Hitachi's PLC series MICRO-EH. Maximum power, compact format.

High Performance in a Small Size

- Userfriendly
- Compatible with H/EH Series PLC
- Network Compatibility
- Conformity to Global Standards

MICRO-EH 40

Model	Sp
EH-D40**/A40**	24
	64
	66
	Dir
	Re
	Op
	(RS
	Inte
	10
	65
	Exp



MICRO

Model
EH-D23**



MICRO-EH 20

Model	Specifications
EH-D20**/A20**	12 Inputs / 8 Ouputs
	64 kByte Program memory
	66 kByte Data memory
	Dimensions: 150x90x76 (WxHxD)
	Real-time clock
	Option boards (RS232C, RS-422/485, USB, Memory)
	Interrupt inputs
	100 kHz High speed counter
	65 kHz Pulse train output / PWM output
	Expandable up to 132 I/Os



MICRO-EH 14

Model	Specifications
EH-D14**/A14**	8 Inputs
	6 Outputs
	12 kByte Program memory
	Dimensions: 95x90x76 (WxHxD)
	High speed counter (10 kHz)
	Interrupt inputs
	Pulse (5 kHz) and PWM outputs (2 kHz)



Flexible and economic automation

The integrated RS485 interface offers the pos
Integrated high speed counter and I/Os to rea

MICRO-EH 10

Model	Specifications
EH-D10**	6 Inputs
	4 Outputs
	12 kByte Program memory
	Dimensions: 75x80x47 (WxHxD)
	High speed counter (10 kHz)
	Interrupt inputs
	Pulse (5 kHz) and PWM outputs (2 kHz)



Micro-EH



RS485/Modbus



L/SJ200

Specifications

Inputs / 16 Outputs
 kByte Outputs
 kByte Data memory
 Dimensions: 150x90x76 (WxHxD)
 Real-time clock
 Optionboards
 (RS232C, RS-422/485, USB, Memory)
 Interrupt inputs
 10 kHz High speed counter
 kHz Pulse- and PWM output
 Expandable up to 152 I/Os

EH-A23

EH-A23**

Specifications

13 Inputs / 10 Outputs
 2 Analog inputs / 1 Analog output
 12 kByte Program memory
 Dimensions: 150x90x76 (WxHxD)
 Real-time clock
 Additional RS-422/485 interface
 High speed counter (10 kHz)
 Interrupt inputs
 Pulse (5 kHz) and PWM outputs (2 kHz)
 Expandable up to 135 I/Os



Solutions

Ability to build up easily serial networks.
 Utilise small to medium automation applications.



RTU



AC-Servo

MICRO-EH 64

Model

EH-D64**/A64**

Specifications

40 Inputs / 24 Outputs
 64 kByte Program memory
 66 kByte Data memory
 Dimensions: 195x90x76 (WxHxD)
 Real-time clock
 Optionboards
 (RS232C, RS-422/485, USB, Memory)
 Interrupt inputs
 100 kHz High speed counter
 65 kHz Pulse- and PWM outputs
 Expandable up to 176 I/Os



MICRO-EH 28

Model

EH-D28**/A28**


Specifications

16 Inputs / 12 Outputs
 12 kByte Program memory
 Dimensions: 150x90x76 (WxHxD)
 Real-time clock
 Additional RS-422/485 interface
 High speed counter (10 kHz)
 Interrupt inputs
 Pulse (5 kHz) and PWM outputs (2 kHz)
 Expandable up to 140 I/Os



Expansion Units

Model	Inputs: Number/Type	Output: Number / Type
EH-A14EDR	8 / DC	6 / Relay
EH-A28EDR	16 / DC	12 / Relay
EH-A6EAN	4 / Analog	2 / Analog
EH-A4ERTD	4 / PT100	-
EH-A6ERTD	4 / PT100	2 / Analog
EH-D14EDT	8 / DC	6 / Transistor sink-type
EH-D14EDTPS	8 / DC	6 / Transistor source-type, short circuit protected
EH-D28EDTPS	16 / DC	12 / Transistor source-type, short circuit protected
EH-D14EDR	8 / DC	6 / Relay
EH-D28EDR	16 / DC	12 / Relay
EH-D6EAN	4 / Analog	2 / Analog
EH-D4ERTD	4 / PT100	-
EH-D6ERTD	4 / PT100	2 / Analog
EH-D8ED	8 / DC	-
EH-D8ETPS	-	8 / Transistor source-type, short circuit protected
EH-D8ER	-	8 / Relay
EH-D8EDTPS	4 / DC	4 / Transistor source-type, short circuit protected
EH-D8EDR	4 / DC	4 / Relay
EH-D16ED	16 / DC	-
EH-D16ETPS	-	16 / Transistor source-type, short circuit protected
EH-D16ER	-	16 / Relay



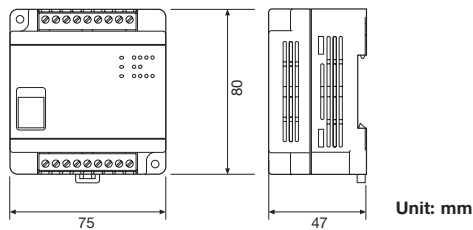
PLC series MICRO-EH. Maximum power, compact format.

All features at a glance

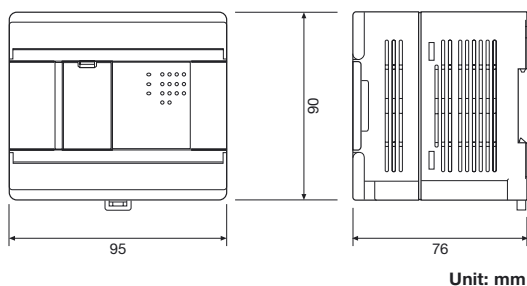
Type		Compact PLC (Central Units)						
		MICRO-EH 10	MICRO-EH 14	MICRO-EH 20	MICRO-EH 23	MICRO-EH 28	MICRO-EH 40	MICRO-EH 64
Power supply	24 V DC 110 - 240 V AC	• -	• •	• •	• •	• •	• •	• •
Cycle time per binary instruction		0.9 µs	0.9 µs	0.9 µs	0.9 µs	0.9 µs	0.9 µs	0.9 µs
Memory	Programm (1 step = 4 Byte)	3 k steps max. (12 kByte)	3 k steps max. (12 kByte)	16 k steps max. (64 kByte)	3 k steps max. (12 kByte)	3 k steps max. (12 kByte)	16 k steps max. (64 kByte)	16 k steps max. (64 kByte)
	Data	10 kByte	10 kByte	66 kByte	10 kByte	10 kByte	66 kByte	66 kByte
Functions	Type	FLASH and RAM coming soon	FLASH and RAM coming soon	FLASH and RAM	FLASH and RAM coming soon	FLASH and RAM coming soon	FLASH and RAM	FLASH and RAM
	Pluggable	-	-	•	•	•	•	•
Modules	Real time clock	-	-	•	•	•	•	•
	Potentiometer, 10 bit resolution	-	2	optional	2	2	optional	optional
Modules	Digital inputs	6	8	12	13	16	24	40
	Type of inputs	DC	DC / AC	DC	DC	DC / AC	DC	DC
	Digital outputs	4	6	8	10	12	16	24
	Type of outputs	Relais/Trans	Relais/Trans/Triac	Relais/Trans	Relais	Relais/Trans/Triac	Relais/Trans	Relais/Trans
	Analog inputs			2 (optional)	2		2 (optional)	2 (optional)
	Type of analog inputs			U, 10 bit	I / U, 12 bit		U, 10 bit	U, 10 bit
	Analog outputs				1			
	Type of analog outputs				I / U, 12 bit			
	max. number of expansion units		4	4	4	4	4	4
	High-speed counter inputs	3 channels 10kHz max.	4 channels 10kHz max.	4 channels 100kHz max.	4 channels 10kHz max.	4 channels 10kHz max.	4 channels 100kHz max.	4 channels 100kHz max.
	Interrupt inputs	3	4	4	4	4	4	4
	PWM outputs	4 channels 2 kHz	4 channels 2 kHz	4 channels 65 kHz	4 channels 2 kHz	4 channels 2 kHz	4 channels 65 kHz	4 channels 65 kHz
	Pulse output	4 channels 5 kHz	4 channels 5 kHz	4 channels 65 kHz	4 channels 5 kHz	4 channels 5 kHz	4 channels 65 kHz	4 channels 65 kHz
Base unit	32 bit RISC processor	•	•	•	•	•	•	
Communication	Serial	RS-232 (1x)	RS-232 (1x)	RS-232 (1x), RS-485 (opt.)	RS-232 (1x), RS-485 (1x)	RS-232 (1x), RS-485 (1x)	RS-232 (1x), RS-485 (opt.)	RS-232 (1x), RS-485 (opt.)
Connections	Removable terminal block	-	•	•	•	•	•	
Mounting								



Dimensions: MICRO-EH 10

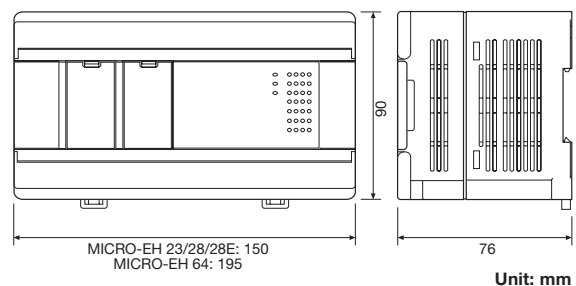


MICRO-EH 14/14E/8E/16E/6EAN/4ERTD/6ERTD



Expansion units	Specifications	
	Input: Number / Type	Output: Number / Type
Model		
EH-A14EDR	8 / DC	6 / Relay
EH-A28EDR	16 / DC	12 / Relay
EH-A6EAN	4 / Analog	2 / Analog
EH-A4ERTD	4 / PT100	-
EH-A6ERTD	4 / PT100	2 / Analog
EH-D14EDT	8 / DC	6 / Transistor sink-type
EH-D14EDTPS	8 / DC	6 / Transistor source-type, short circuit protected
EH-D28EDTPS	16 / DC	12 / Transistor source-type, short circuit protected
EH-D14EDR	8 / DC	6 / Relay
EH-D28EDR	16 / DC	12 / Relay
EH-D6EAN	4 / Analog	2 / Analog
EH-D4ERTD	4 / PT100	
EH-D6ERTD	4 / PT100	2 / Analog
EH-D8ED	8 / DC	
EH-D8ETPS		8 / Transistor source-type, short circuit protected
EH-D8ER		8 / Relay
EH-D8EDTPS	4 / DC	4 / Transistor source-type, short circuit protected
EH-D8EDR	4 / DC	4 / Relay
EH-D16ED	16 / DC	
EH-D16ETPS		16 / Transistor source-type, short circuit protected
EH-D16ER		16 / Relay

MICRO-EH 20/23/28/28E/40/64



Hitachi Europe GmbH

Niederkasseler Lohweg 191 · D-40547 Düsseldorf

Tel. +49-211-52 83 -0

Internet: www.hitachi-ds.com

E-Mail: info@hitachi-ds.com